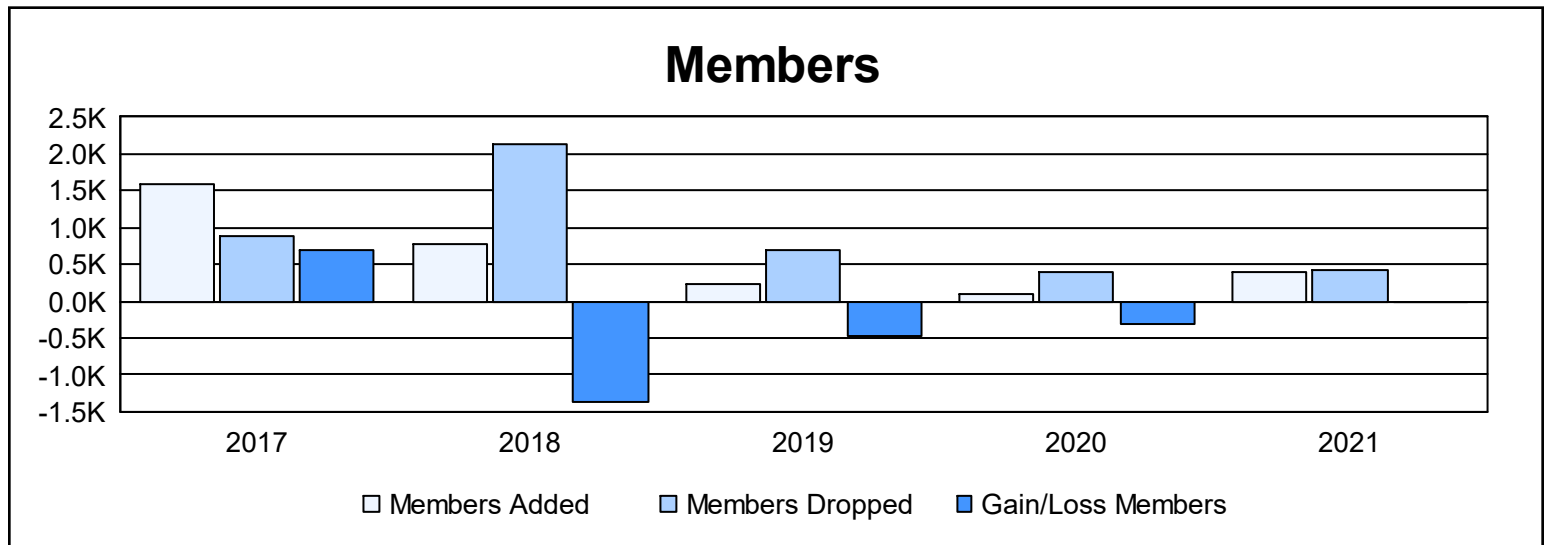
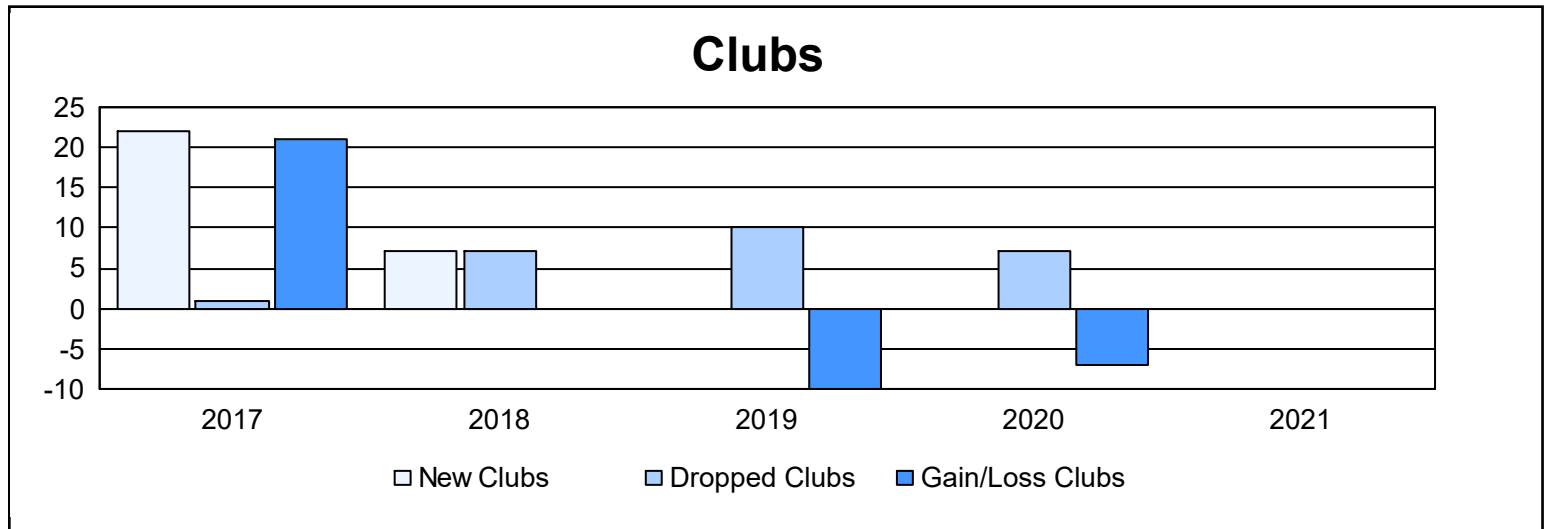
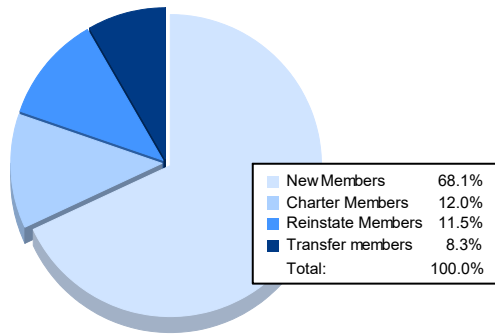


Year	New Clubs	Dropped Clubs	Gain/ Loss Clubs	New Members	Charter Members	Reinstate Members	Transfer Members	Total Member Added	Total Members Dropped	Gain/ Loss Members
2016-2017	22	1	21	724	742	91	35	1,592	896	696
2017-2018	7	7	0	309	326	118	24	777	2,143	-1,366
2018-2019	0	10	-10	114	61	36	18	229	694	-465
2019-2020	0	7	-7	0	45	49	3	97	405	-308
2020-2021	0	0	0	278	49	47	34	408	426	-18
<b>Average</b>	<b>6</b>	<b>5</b>	<b>1</b>	<b>285</b>	<b>245</b>	<b>68</b>	<b>23</b>	<b>621</b>	<b>913</b>	<b>-292</b>



### Membership Composition June 2021 Cumulative



### Gender Composition June 2021 Cumulative

